

# **CM** CHUNG MEI FIRE ALARM SYSTEM

## *Rate of Rise Heat Detector*



**CM-WS19L**

**ISO 9001 certificated** **CE**

### **DESCRIPTION**

The rate-of-rise heat detector, CM-WS19L, is designed to sense the rapid or abnormal rise in temperature of air. If ambient temperature rises rapidly, the air in chamber expands and presses the diaphragm to close the contact point to give advanced warning. When a slower

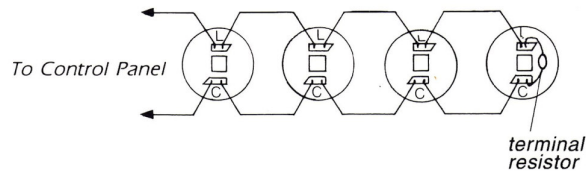
temperature change occurs, the expanded air escapes through a bleeding hole to keep the pressure balanced so that the fault alarm never occurs.

### **ADVANTAGES**

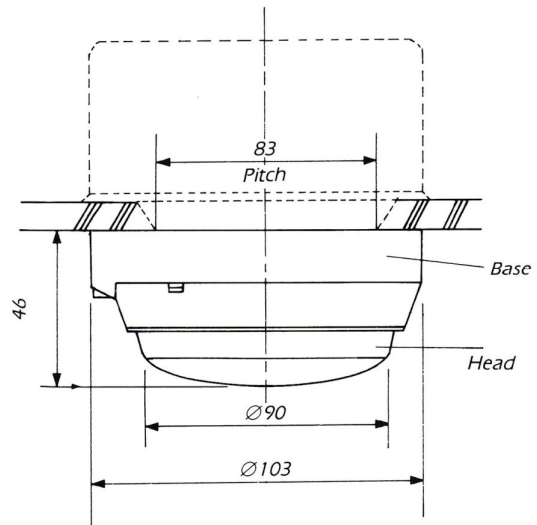
- Rate-of-rise heat detector detects intense fires by quickly responding to rapid temperature increases.
- Mechanical operating principles ensure the long-term durability and the least malfunction.
- Self-restoring ensures those elements repeated use.
- High quality components are fitted for greater reliability.
- Red indication lamp lights when detector is activated.
- High-temperature-enduring plastics and fire-proof material are used to build up the main body of the detector.
- The base is in common with other detectors made in this company for the facilitation of installation.
- Connections are non-polarized to avoid wiring mistakes.

**CATALOG NO. CM.1001**

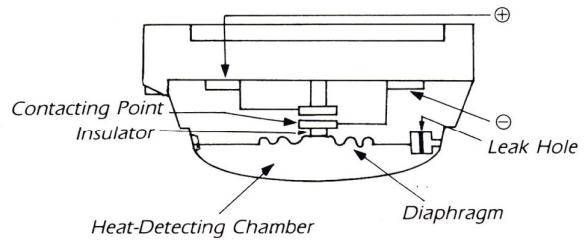
## WIRING AND CONNECTION



## MOUNTING STATUS



## OPERATION PRINCIPLES



## SPECIFICATION

Model	<b>CM-WS19L</b>
Rated Voltage	DC-24V
Working Voltage	DC-18V ~ DC-30V
Current at Normal Condition	0 $\mu$ A
Current at Alarm Condition	Max. 100 mA
Testing Ambient Temp.	-10°C ~ 50°C

Weight	158g
Colour	White
Operating Mode	Always Open Type
Contact Point	Pure Silver
Body (Plastic)	PC-ABS

- Sensitivity: When Exposed in Air-Stream of 0.85m/sec. and 30°C higher than ambient temperature, 15 sec. (nominal).

**DISTRIBUTOR:**